



IAQ VENTILATION SOLUTIONS



HEAT RECOVERY VENTILATORS
ENERGY RECOVERY VENTILATORS
WHOLE HOUSE HEPA FILTRATION



IMPROVING INDOOR AIR QUALITY THROUGH BETTER VENTILATION

October 2009 – IAQ1009

www.fantech.net

What's All The Talk About Indoor Air Quality?

You've heard it on TV and read about it in magazines. The news is everywhere ... the air inside your home can be up to five times more polluted than the air outside.



Since the 1970s, when we started building tighter energy-efficient homes, the level of indoor air pollutants has steadily increased.

Why? Contaminated air which once escaped through cracks around windows and doors is now trapped inside with you and your family.

Discover how you can keep your family safe at home with ventilation solutions from Fantech.

What Do The Experts Say:

In a survey conducted by the American Lung Association – 50% of the people surveyed were not aware that poor indoor air quality is one of the top five most urgent environmental risks to public health.

Proper ventilation will always make a positive contribution to indoor air quality aiding in the control of contaminants including moisture and mold.

– *Home Ventilating Institute*

Indoor air quality is important to human health because we spend over 80% of our time indoors. Tight insulation, too much humidity and other factors can lead to unhealthy air in your home or workplace, causing a number of health problems.

– *Health Canada*

Improving ventilation and airflow is basic to air quality, especially if your home is new or recently remodeled.

– *Mayo Clinic*

Safeguard Your Home Against Indoor Air Pollution

According to the American Lung Association and other experts in the field, there are three main ways to improve indoor air quality:

Step 1: Toxic Clean Up

- Don't smoke indoors
- Limit chemicals used for cleaning purposes
- Wash bedding/linens in hot water to kill dust mites
- Keep pets outside

Once you become aware of the possible pollutants in your home, you can take the first step to improving the quality of the air you breathe just by eliminating many of the irritants. Different types of pollutants that might be found in your home including:

Biological Contaminants

Chemical Contaminants

Combustion Sources

Building Materials



Asthma affects over 20 million people in North American including 6.3 million children.

Step 2: Better Ventilation

Improve indoor air quality with better ventilation in the areas of the home where moisture, smoke or steam occur.

Bathrooms • Kitchens • Laundry • Rooms with Fireplaces

Today's energy efficient construction methods make homes so tight that mechanical ventilation is needed to remove contaminants which cause mold, mildew or poor air quality.

An energy saving Fantech Heat Recovery or Energy Recovery Ventilator is an ideal choice to bring a continuous supply of fresh, filtered air into your home while expelling stale air.



Benefits of a Heat Recovery or Energy Recovery Ventilator

- Brings a continuous supply of fresh, filtered outside air into the home
- Exhausts environmental contaminants for improved indoor air quality
- Saves energy by recovering heat from exhaust air in the winter
- Cools incoming air in the summer
- Controls excess humidity



An independent laboratory has tested and certified the Fantech Whole House Filtration System uses "TRUE" HEPA filter media – **99.97% effective down to 0.3 microns.**

Did You Know? Everyday Activities add to Indoor Air Pollution

Studies have found that simple things like mopping the kitchen floor, taking a shower, doing the laundry or just breathing can generate enough moisture in your home to raise the relative humidity to an unhealthy level.

Increased humidity and moisture inside your home can lead to severe structural damage that you can't see until it's too late. Increased moisture levels can also dramatically affect your family's health due to increased mold and mildew.

Common Pollutants That Effect Your Home and Your Family

Biological Contaminants

- Mold
- Dust Mites
- Mildew
- Pollen
- Bacteria
- Animal Dander
- Viruses

Chemical Contaminants

- Cleaning Products
- Solvents
- Aerosol Products
- Paints
- Smoke
- Pest Control Products

Combustion Sources

- Tobacco Products
- Wood Burning Fireplaces
- Gas Dryers
- Fuel-Burning Heating Equipment
- Candles

Building Materials

- Asbestos Insulation
- Formaldehyde From Pressed Wood Products
- Carpet
- Moisture Produced In New Construction
- Candles

Step 3: Clean and Filter The Air

The third step to better indoor air quality is to clean and filter the air.

Fantech's Whole House HEPA Filtration unit is one way you can do just that. This small, compact unit is designed to clean the total volume of air in an average size house once an hour. Mold spores, pet dander, cooking odors, dust, dust mites and their by-products are all captured in a series of three filters.

Fantech's HEPA Filtration System easily installs on the existing ductwork of your forced air furnace/ air handler or can be used as an independent system mounted in the attic, crawl space or closet.

**99.97%
Effective**

At removing particles down to
0.3 microns and larger



Prefilter Carbon Filter True HEPA

What Are HRVs and ERVs?

To understand these products and their functions, here are a few things to remember.

Heat Recovery Ventilators (HRVs)

are recommended for colder areas of the country that have longer heating seasons as well as drier desert areas of the South.


Energy Recovery Ventilators (ERVs)

are designed for warmer, humid climates with longer cooling seasons.



Heat Recovery Ventilators and Energy Recovery Ventilators are complete whole house ventilation systems that incorporate a supply motor and an exhaust motor in one unit. The supply motor draws fresh air in from the outside and the exhaust motor pushes stale contaminated air out. The two air streams are separated by a heat/energy recovery core which tempers the air making it the most comfortable solution for a healthy indoor environment.

For information on how these units can help you save energy and lower heating or cooling costs, read "How Do They Work".



How Do They Work?

Heat Recovery Ventilators (HRVs)

An HRV is designed to bring a continuous supply of fresh air into a home while exhausting an equal amount of contaminated air. HRVs use what is called a "sensible" heat recovery core. This special aluminum core transfers heat from the exhaust air stream to the incoming air stream. Fresh incoming air is tempered by the heat that is transferred from the outgoing air so you save on energy costs. Fantech HRVs are equipped with automatic defrost mechanisms so even if you live in the coldest climates you can use your HRV all year long.

Energy Recovery Ventilators (ERVs)

Fantech's ERV works much like the HRV but it is designed with a different type core. The enthalpic core at the center of the unit transfers heat and moisture from the incoming air to the outgoing air. The air brought into the living area is cooled and the humidity is reduced for maximum comfort. The load on your air conditioner is less and you save on cooling costs.

Heat Recovery and Energy Recovery Ventilators are the next step in creating a clean, healthy environment for your family



Port Configurations

Five Port Models feature motorized damper for recirculation mode and defrost. Positive shut off of supply port when unit is in standby.

Four Port Models provide constant ventilation even in defrost mode without the need for additional parts. An exhaust only (fan shut down) defrost strategy is an effective method at an affordable price.

Understanding Fantech Model Numbers

Example 1:

VHR1404 =
Vertical Ports
Heat Recovery Ventilator
Remote Controls

VHR1404
CFM #PORTS

Example 2:

SER1504 =
Side Ports
Energy Recovery Ventilator
Remote Controls

SER1504
CFM #PORTS

Selecting the Right Unit

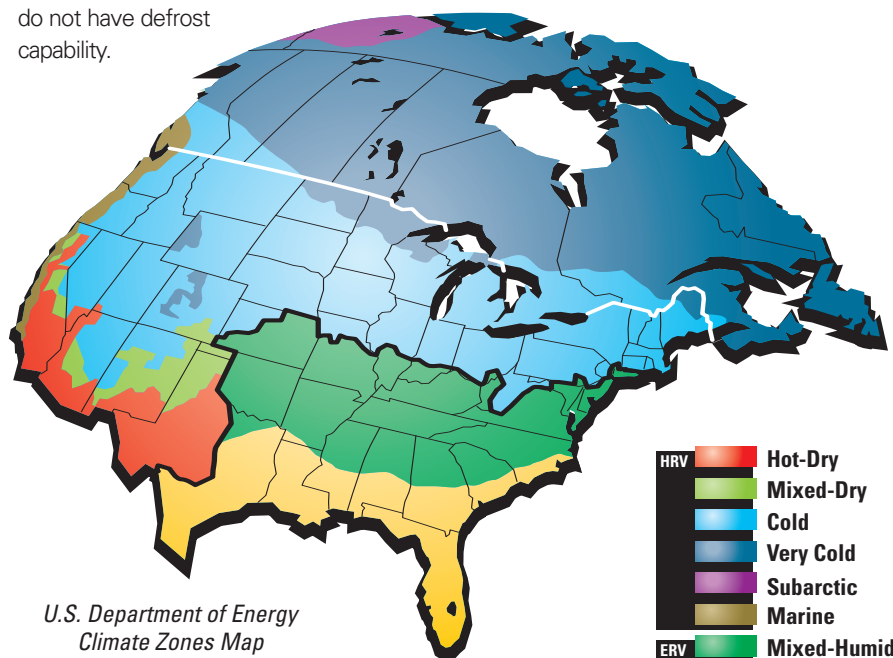
Two simple questions to help you choose the ideal unit for your home or building.

1. In what climate zone do you live?

Climate conditions will determine whether you need a Heat Recovery Ventilator or an Energy Recovery Ventilator.

HRVs are usually recommended for colder climates with longer heating seasons. ERVs are used for warmer more humid climates with long cooling seasons.

In regions where temperatures can fall below 23°F (-5°C) for several hours, it is recommended that a unit with defrost capability be installed. Units with suffix "N" on model number do not have defrost capability.



2. What size is your house?

If you know the total square footage of your home you can easily choose the ideal Heat Recovery or Energy Recovery Ventilator from the product pages in this brochure.

If you don't know the square footage of your home, then an alternate way to select the unit is by room count. (Use chart below to calculate total ventilation required.)

Always consult your local building codes for sizing requirements.

Room	No. of Rooms	CFM (L/s)	CFM Required
Master bedroom		x 20 cfm (10 l/s)	
Basement	Yes or No	If yes add 20 cfm (10 l/s)	
Bedrooms		x10 cfm (5 l/s)	
Living Room		x10 cfm (5 l/s)	
Other		x10 cfm (5 l/s)	
Kitchen		x10 cfm (5 l/s)	
Bathroom		x10 cfm (5 l/s)	
Laundry Room		x10 cfm (5 l/s)	
Utility Room		x10 cfm (5 l/s)	

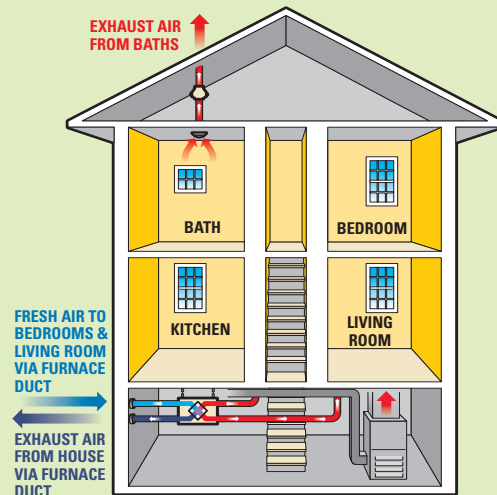
Total Ventilation Required (add last column)

Installation Options

HRVs and ERVs can be installed as stand-alone systems that use independent ductwork or they can be connected to the existing duct of your forced air heating or cooling system.

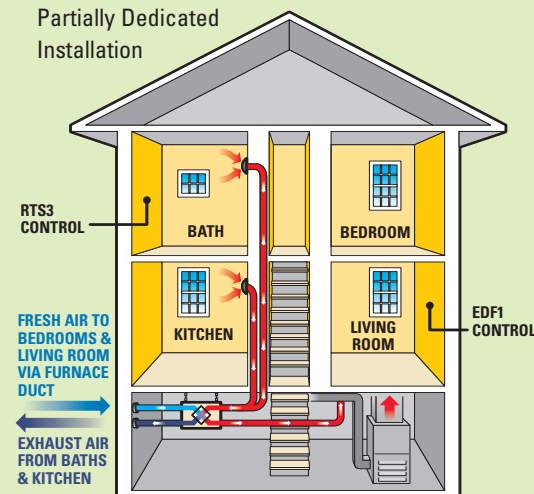
Good

Simplified Installation using existing HVAC Duct and Premium Bath Fan



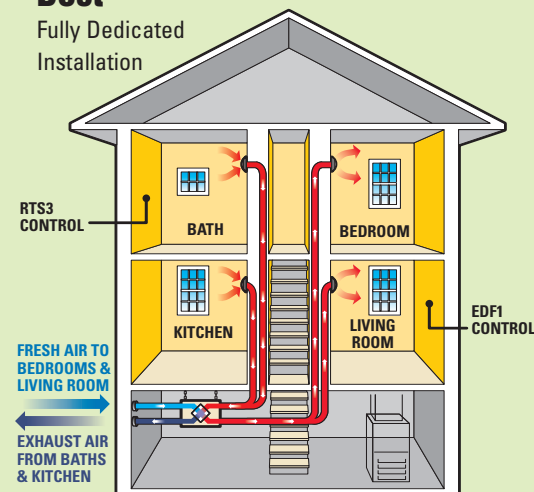
Better

Partially Dedicated Installation



Best

Fully Dedicated Installation



Heat Recovery Ventilators

Quality Features Built In Every Model

Easy Slide
Core Guides

Aluminum Core

Superior
EBM Motors



Washable Electrostatic Filters


Fully Insulated Cabinet:
Powder-coated galvanized
steel (20-24 gauge) with
foil-faced insulation

Electronic Control Board

Innovative Damper/Collar:
Allows installer to easily
set airflow (Balance).
Note: Not on all models

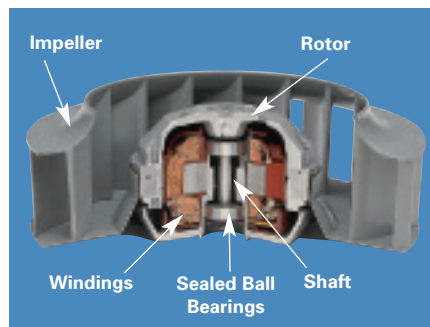
Superior Warranties:

- 7 Year (Limited) Motor Warranty
- Lifetime (Limited) Warranty
on Aluminum Core
- 5 Year (Limited) Warranty
on other Component Parts



Aluminum Core

The high quality aluminum core used in Fantech HRVs offers efficient heat transfer, improved defrost characteristics and ease of maintenance. Lifetime warranty.



Factory Balanced External Rotor Motors

The unique design of Fantech's External Rotor Motors significantly extends life expectancy of the motors. Typical motor life is in excess of 100,000 hours. Permanently lubricated bearings guarantee maintenance-free operation. Internal thermal protection is built in. Suitable for continuous or intermittent duty. 7 year (limited) warranties.



Electronic Control Boards

Superior microprocessor technology efficiently controls operation of unit while making it easy to connect to existing HVAC equipment and convenient wall controls. Built in surge protection for long life.

Up To 1400 Square Feet

SH 704 / VH 704 / VHR 704 & VHR 704R



**67 CFM
(32 L/s)**

Weight: < 29 lbs

Size: SH 704 – 18⁷/₁₆"L x 10¹/₈"W x 17¹/₄"H

VH 704/VHR 704/VHR704R – 21¹/₂"L x 10³/₁₆"W x 15⁵/₈"H



- 64-67 CFM (31-32L/s) at 0.3" w.g. or 55-56 CFM (26 L/s) at 0.4" w.g.
- Small compact size
- Includes easy-mount wall bracket
- **SH704 and VH704** feature single speed ventilation; no controls needed. 4" ports
- **VHR704** provides 3-speed ventilation; uses low voltage controls. 4" ports
- **VHR704R** provides 3-speed ventilation, uses low voltage controls and is equipped with recirculation defrost. 5" oval ports with integrated balancing damper and balancing port

Up To 3600 Square Feet



**50-149 CFM
(24-70 L/s)**

SHR 1504/VHR 1404 SHR 1505R/VHR 1405R

- SHR 1504/VHR 1404 – 50-149 CFM (24-70 L/s) @ 0.4 w.g.
- SHR 1505R/VHR 1405R – 50-142 CFM (24-67 L/s) @ 0.4" w.g.
- Three Speeds
- Choose from models with Exhaust Only or Recirculation Defrost
- External Screw Type Dry Contacts for Quick Connection of Remote Controls
- Aluminum Heat Recovery Core
- Choose Top Port VHR Models for Tight Installations or SHR Models with Traditional Side Ports

Up To 5000 Square Feet



**60-200 CFM
(28-94 L/s)**

SHR 2004 / VHR 2004 & SHR 2005R / VHR 2005R

- 60-200 CFM (28-94 L/s) @ 0.4 w.g.
- Three Speeds
- Choose from models with Exhaust Only or Recirculation Defrost
- External Screw Type Dry Contacts For Quick Connection of Remote Controls
- Aluminum Heat Recovery Core
- Choose Top Port VHR Models for Tight Installations or SHR Models with Traditional Side Ports

Up To 5800 (SHR 3005R) & 6600 Square Feet (SHR 3205RD)



**65-267 CFM
(31-109 L/s)**

SHR 3005R & SHR 3205RD

- SHR 3005R – 65-231 CFM (31-109 L/s) @ 0.4 w.g.
SHR 3205RD – 65-267 CFM (31-126 L/s) @ 0.4 w.g.
- Three Speeds
- Units Feature Recirculation Defrost
- External Screw Type Dry Contacts For Quick Connection of Remote Controls
- SHR 3005R Features Dual Aluminum Cores for High Efficiency
- SHR 3205 RD Features Double Doors
- Traditional Side Port Models

Energy Recovery Ventilators

Quality Features Built In Every Model



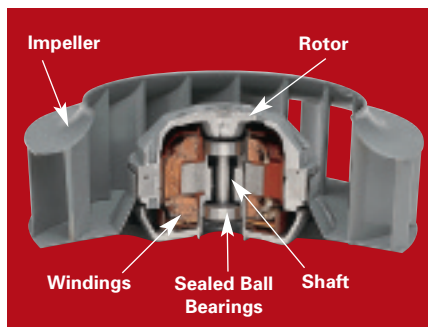
Superior Warranties:

- 7 Year (Limited) Motor Warranty
- Lifetime (Limited) Warranty on Aluminum Core
- 5 Year (Limited) Warranty on other Component Parts



Enthalpy Core

Semi-permeable treated paper core transfers heat and humidity from fresh air supply to outgoing stale exhaust, lowering load on air conditioning system.



Factory Balanced External Rotor Motors

The unique design of Fantech's External Rotor Motors significantly extends life expectancy of the motors. Typical motor life is in excess of 100,000 hours. Permanently lubricated bearings guarantee maintenance-free operation. Internal thermal protection is built in. Suitable for continuous or intermittent duty. 7 year (limited) warranties.



Electronic Control Boards

Superior microprocessor technology efficiently controls operation of unit while making it easy to connect to existing HVAC equipment and convenient wall controls. Built in surge protection for long life.

Up To 1200 Square Feet



Weight: < 29 lbs

Size: 18⁷/₁₆"L x 10¹/₈"W x 17¹/₄"H

50 CFM (24 L/s)

- 61 CFM (29 L/s) @ 0.3" w.g.
- 50 CFM (24 L/s) @ 0.4" w.g.
- Super Compact Size with 4" Ports
- Includes Easy-Mount Wall Bracket
- Unit Can Be Installed in Any Position
- Single Speed Ventilation; No Controls Needed
- Dehumidifies and Cools Incoming Air

SE 704N

Up to 3200 Square Feet



**50-130 CFM
(24-61 L/s)**

SER 1504 & SER 1504N

- 50-130 CFM (24-61 L/s) @ 0.4" w.g.
- Three Speeds
- "N" Series Do Not Have Defrost
- Ideal for Garage, Attic, Basement or Mechanical Room Installations
- Dehumidifies and Cools Incoming Air

Up to 4200 Square Feet



**60-170 CFM
(28-80 L/s)**

SER 2004 & SER 2004N

- 60-170 CFM (28-80 L/s) @ 0.4" w.g.
- Three Speeds
- "N" Series Do Not Have Defrost
- Ideal for Garage, Attic, Basement or Mechanical Room Installations
- Dehumidifies and Cools Incoming Air

Up to 6000 Square Feet



**60-240 CFM
(28-113 L/s)**

SER 3204/3204N

- 60-240 CFM (28-113 L/s) @ 0.4" w.g.
- Three Speeds
- "N" Series Do Not Have Defrost
- Ideal for Garage, Attic, Basement or Mechanical Room Installations
- Dehumidifies and Cools Incoming Air

Fantech Light Commercial HRVs



**MODELS AVAILABLE:
HRVs 300-3500 CFM
ERVs 250-1100 CFM**

For additional information on Fantech Light Commercial HRVs and ERVs visit www.fantech.net

Models Available for the Following Applications:

- Offices
- Retail
- Nursing Homes
- Day Care Centers
- Schools
- Swimming Pool
- Smoking Areas
- Manufacturing
- Other

Filtration

Installation is Easy!

Whole House HEPA

Fantech provides an added solution for better indoor air quality with the Whole House HEPA filtration unit. This small, compact unit installs on the existing ductwork of your furnace/air handler or can be used as an independent system mounted in the attic, crawl space or closet.

It is designed to clean and filter the total volume of air in an average 2200 sq. ft. house once an hour. Larger homes will take slightly longer for complete air change. Mold spores, pet dander, cooking odors, dust, dust mites and their by-products are all captured in a series of three filters. The prefilter collects the largest particles while the carbon filter absorbs odors. The third filter is a true, certified HEPA filter which collects particles down to 0.3 microns.



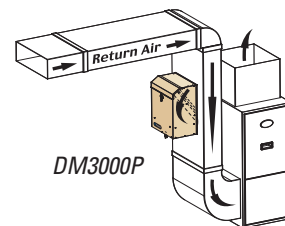
Prefilter Carbon Filter HEPA filter

Three models to choose from:

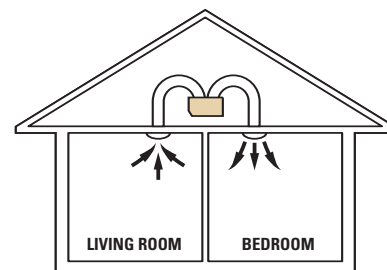
DM3000P – Duct mount model features integrated airflow sensor switch which energizes the unit any time furnace/air handler operates. Designed with a backplate that allows direct connection of the unit to air handler or furnace.

CM3000 – Collar mount model comes with four collars, two pieces of UL Listed 8" flex duct and hanging chains.

CM3000I – Insulated unit is used in unconditioned spaces such as attics and garages. Insulated outer shell prevents condensation problems. Kit includes hanging chains.



DM3000P



CM3000I

FB6 Inline Filter Box

The simple addition of a Fantech Inline Filter Box adds even more filtration to your home's IAQ system.

Installs in ductwork after HRV or inline fan as an additional filter for incoming air. Includes MERV 12 filter.

- 10" (250mm) depth x 8" (200mm) height x 20-1/2" (525mm) length
- 22-gauge galvanized steel with baked powder coat finish



Building sciences research has shown that highly efficient filtration of the outside air before it is delivered to the home is one of the best ways to reduce the level of particles suspended in your home air.

Accessories



CG4 Contour Grille

Adjustable plastic Supply/Exhaust Grilles with metal mounting collar. Coanda effect disperses air along surfaces to eliminate cold drafts. Paintable. Also available: CG6 for 6" duct.



COM6P Outdoor Weather Hoods

Includes one fixed louver hood for supply and one gravity louver hood for exhaust. White plastic. 6" duct. Also available: COM4P for 4" duct.



FEL4 Mounting Collar/Elbow 90°

Heavy-duty plastic. Low depth profile allows for easy installation in 2x4 sidewall partitions. Features 1/2" drywall lip.

Convenient Low Voltage Wall Controls

Central Hallway Controls

EDF1

Triple Function Wall Control



2-wire

- Press button once for continuous low speed
- Press button twice and the unit will cycle 20 minutes ON/40 minutes OFF and repeat
- Press the button a third time and the system will run continuously on high speed
- Use in one central location

EDF2

Multi-Function Wall Control



2-wire

- Features: Digital Display, Speed Control, Override Timer, Maintenance Light and Dehumidistat Control.
- Stand-by or Continuous Ventilation Modes
- Use in one central location

EDF5

Five-Function Wall Control



2-wire

- Features: Digital Display, Maintenance Light, Power Button, Cycle Timer, Longer Override Timer, Speed Control and Dehumidistat Control.
- Intermittent, Recirculation or Continuous Ventilation Modes
- Use in one central location

EDF1R

Triple Function Wall Control



2-wire

- Press button once for continuous low speed
- Press button twice and the unit will cycle 20 minutes ON/40 minutes OFF and repeat
- Press the button a third time and the system will run *recirculation* on high speed
- Use in one central location

MDEH2

Dehumidistat



4-wire

- Dial lights up when dehumidistat turns unit to high speed
- Use one per system
- On/off slider switch
- (Do not use with EDF5)
- Dehumidifies when air outside is dryer than air inside.

Bath, Kitchen or Laundry Controls

RTS 2

Pushbutton Timer



2-wire

- 20-Minute Timer with LED Light
- Boosts system to high speed with the touch of a button
- Up to five can be used with one system
- Use in bathrooms, kitchens, laundry

RTS3

Pushbutton Timer



3-wire

- 20-40-60 Min. Boost Timer
- Press button once to energize system to high speed for 20 minutes
- Press button twice unit will run for 40 minutes on high speed.
- Press button three times for 60 minutes of high speed
- Up to five can be used with one system

MDEH1

Dehumidistat



2-wire

- Rotary Dial Dehumidistat
- Just turn dial to set desired humidity level
- Multiple units can be used
- Install in bathrooms, kitchen, laundry
- Dehumidifies when air outside is dryer than air inside

Model Number	Heat Recovery Ventilators												Energy Recovery Ventilators					
	VHR 704	VHR 704R	SHR 1505R	VHR 1405R	SHR 1504	VHR 1404	SHR 2004	VHR 2004	SHR 2005R	VHR 2005R	SHR 3005R	SHR 3205RD	SER 1504	SER 1504N	SER 2004	SER 2004N	SER 3204D	SER 3204N
CENTRAL HALLWAY CONTROLS																		
EDF1	•	•	•	•	•	•	•	•	•	•	•	•	•	•	•	•	•	•
EDF1R		•	•	•					•	•	•	•						
EDF2	•	•	•	•	•	•	•	•	•	•	•	•	•		•		•	
EDF5		•	•	•					•	•	•	•						
MDEH2	•	•	•	•	•	•	•	•	•	•	•	•	•		•		•	
BATH, KITCHEN OR LAUNDRY CONTROLS																		
RTS2	•	•	•	•	•	•	•	•	•	•	•	•	•	•	•	•	•	•
RTS3	•	•	•	•	•	•	•	•	•	•	•	•	•	•	•	•	•	•
MDEH1	•	•	•	•	•	•	•	•	•	•	•	•	•		•		•	

Quick Selection Chart

Heat Recovery Ventilators



House in Square Feet*	Up To 1400 Sq. Ft.**				Up To 3600 Sq. Ft.				Up To 5000 Sq. Ft.				Up To 5800 Sq. Ft.	Up To 6600 Sq. Ft.
Model Number	SH 704	VH 704	VHR 704	VHR 704R	SHR 1504	VHR 1404	SHR 1505R	VHR 1405R	SHR 2004	VHR 2004	SHR 2005R	VHR 2005R	SHR 3005R	SHR 3205RD
Port Location (size)	Side (4")	Top (4")	Top (4")	Top (5" Oval)	Side (6")	Top (6")	Side (6")	Top (6")	Side (6")	Top (6")	Side (6")	Top (6")	Side (6")	Side (8")
Average Installed Range of Air Flow	56 CFM 26 L/s	56 CFM 26 L/s	30-56 CFM 14-26 L/s	30-55 CFM 14-26 L/s	50-149 CFM 24-70 L/s	50-149 CFM 24-70 L/s	50-142 CFM 24-67 L/s	50-142 CFM 24-67 L/s	60-200 CFM 28-94 L/s	60-200 CFM 28-94 L/s	60-200 CFM 28-94 L/s	60-200 CFM 28-94 L/s	65-231 CFM 31-109 L/s	65-267 CFM 31-126 L/s
Defrost Cycle Strategy	Continuous Exhaust	Continuous Exhaust	Continuous Exhaust	Recirculation	Continuous Exhaust	Continuous Exhaust	Recirculation	Recirculation	Continuous Exhaust	Continuous Exhaust	Recirculation	Recirculation	Recirculation	Recirculation
Control Options	N/A***	N/A***	Low Voltage	Low Voltage	Low Voltage	Low Voltage	Low Voltage	Low Voltage	Low Voltage	Low Voltage	Low Voltage	Low Voltage	Low Voltage	Low Voltage
Dimensions in. (mm)	L	18 ⁷ / ₁₆ (468)	21 ¹ / ₂ (546)	21 ¹ / ₂ (546)	23 ¹ / ₂ (596)	23 ³ / ₄ (604)	23 ¹ / ₂ (596)	23 ³ / ₄ (604)	27 ¹ / ₈ (707)	28 (711)	27 ¹ / ₈ (707)	28 (711)	50 ⁷ / ₈ (1292)	27 ¹ / ₈ (707)
	W	10 ¹ / ₈ (258)	10 ⁹ / ₁₆ (259)	10 ⁹ / ₁₆ (259)	17 ³ / ₈ (441)	17 ¹ / ₄ (438)	17 ³ / ₈ (441)	17 ¹ / ₄ (438)	17 ³ / ₈ (441)	17 ¹ / ₄ (438)	17 ³ / ₈ (441)	17 ¹ / ₄ (438)	17 ³ / ₈ (441)	25 ⁵ / ₈ (638)
	H	17 ¹ / ₄ (439)	15 ⁵ / ₈ (396)	15 ⁵ / ₈ (396)	16 ¹ / ₈ (413)	16 ¹ / ₄ (413)	17 ³ / ₈ (441)	16 ¹ / ₄ (413)	20 ¹ / ₂ (520)	20 ¹ / ₂ (521)	20 ¹ / ₂ (520)	20 ¹ / ₂ (521)	22 ¹ / ₈ (562)	20 ¹ / ₂ (520)
Effectiveness (ASE) at 32°F (0°C)	67	67	67	69	73	73	73	73	77	77	77	77	91	77

* Total square footage of home plus basement with 8' ceilings estimated at 1 Air Change Per Every 3 Hours. Use for rough sizing only.

** Can be used in larger homes for low level background ventilation, if bathrooms have separate dedicated exhaust fans.

***Call customer service for line volt options including dehumidistat and plug-in 24 hour timer.

Note: Low speeds are estimates.

Note: Before choosing a unit, always check local code requirements.

Energy Recovery Ventilators

House in Square Feet*		Up To 1200 Sq. Ft.	Up To 3200 Sq. Ft.**		Up To 4200 Sq. Ft.		Up To 6000 Sq. Ft.	
Model Number		SE 704N	SER 1504	SER 1504N	SER 2004	SER 2004N	SER 3204D	SER 3204N
Port Location (size)		Side (4")	Side (6")	Side (6")	Side (6")	Side (6")	Side (8")	Side (8")
Average Installed Range of Air Flow		50 CFM 26 L/s	50-130 CFM 24-61 L/s	50-130 CFM 24-61 L/s	60-170 CFM 28-80 L/s	60-170 CFM 28-80 L/s	60-240 CFM 28-113 L/s	60-240 CFM 28-113 L/s
Defrost Cycle Strategy		None	Continuous Exhaust	None	Continuous Exhaust	None	Continuous Exhaust	None
Control Options		N/A***	Low Voltage	Low Voltage	Low Voltage	Low Voltage	Low Voltage	Low Voltage
Dimensions in. (mm)	L	18 ⁷ / ₁₆ (468)	23 ¹ / ₂ (596)	23 ¹ / ₂ (596)	27 ¹ / ₈ (707)	27 ¹ / ₈ (707)	27 ¹ / ₈ (707)	27 ¹ / ₈ (707)
	W	10 ¹ / ₈ (258)	17 ³ / ₈ (441)	17 ³ / ₈ (441)	17 ³ / ₈ (441)	17 ³ / ₈ (441)	25 ³ / ₈ (645)	25 ³ / ₈ (645)
	H	17 ¹ / ₄ (439)	16 ¹ / ₈ (413)	16 ¹ / ₈ (413)	20 ¹ / ₂ (520)	20 ¹ / ₂ (520)	20 ¹ / ₂ (520)	20 ¹ / ₂ (520)
Effectiveness (ASE) at 32°F (0°C)		75	76	76	75	75	76	76
Total Recovery Efficiency (TRE) at 95°F (35°C)		42	45	45	52	52	54	54

* Total square footage of home plus basement with 8' ceilings estimated at 1 Air Change Per Every 3 Hours. Use for rough sizing only.

** Can be used in larger homes for low level background ventilation, if bathrooms have separate dedicated exhaust fans.

***Call customer service for line volt options including dehumidistat and plug-in 24 hour timer.

Note: Before choosing a unit, always check local code requirements.



Fantech Warranties

Fantech HRVs and ERVs carry the following warranties:

Motor:	7 Year (Limited)
Core (Aluminum):	Lifetime (Limited)
Core (Enthalpy):	5 Year (Limited)
Other Components:	5 Year (Limited)



United States

10048 Industrial Blvd., Lenexa, KS 66215

Phone: 800-747-1762; 913-752-6000

Fax: 800-487-9915; 913-752-6466

www.fantech.net; info@fantech.net

Canada

50 Kanalfakt Way, Bouctouche, NB E4S 3M5

Phone: 800-565-3548; 506-743-9500

Fax: 877-747-8116; 506-743-9600

www.fantech.net; info@fantech.net

Fantech, reserves the right to modify, at any time and without notice, any or all of its products' features, designs, components and specifications to maintain their technological leadership position.

Article#412434 | AQ0809

©2009 Fantech, Inc. All Rights Reserved.

Distributed locally by: